



■ Features :

- 180-264VAC input only
- Fully encapsulated with IP67 level (Note.5)
- Protections: Short circuit / Overload / Over voltage / Over temperature
- Cooling by free air convection
- Class II power unit, no FG
- Pass LPS
- 100% full load burn-in test
- Suitable for LED related fixture or appliance (such as LED Decoration or Advertisement devices)
- High reliability / Low cost
- 2 years warranty

IS 15885(Part 2/Sec13)



R-41027766 (except for LPH-18-36)



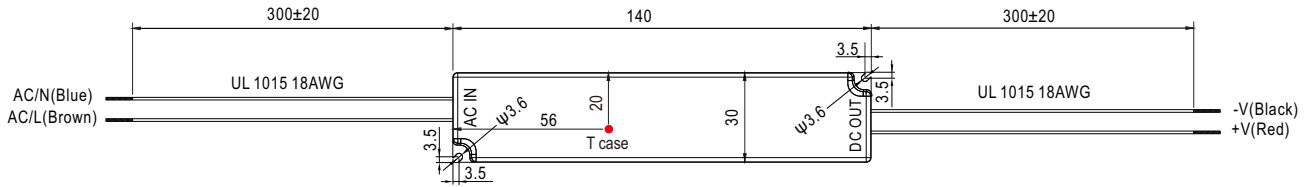
SPECIFICATION

☐ LPS IP67


MODEL	LPH-18-12	LPH-18-24	LPH-18-36	
OUTPUT	DC VOLTAGE	12V	24V	36V
	RATED CURRENT	1.5A	0.75A	0.5A
	CURRENT RANGE	0 ~ 1.5A	0 ~ 0.75A	0 ~ 0.5A
	RATED POWER	18W	18W	18W
	RIPPLE & NOISE (max.) Note.2	120mVp-p	150mVp-p	200mVp-p
	VOLTAGE TOLERANCE Note.3	±3.0%		
	LINE REGULATION	±1.0%		
	LOAD REGULATION	±2.0%		
	SETUP, RISE TIME	1500ms, 30ms / 230VAC		
HOLD UP TIME (Typ.)	50ms/230VAC at full load			
INPUT	VOLTAGE RANGE	180 ~ 264VAC 254 ~ 370VDC		
	FREQUENCY RANGE	47 ~ 63Hz		
	EFFICIENCY(Typ.)	77%	82%	83%
	AC CURRENT	0.3A/230VAC		
	INRUSH CURRENT(Typ.)	COLD START 50A(twidth=155µs measured at 50% Ipeak) at 230VAC		
	MAX. No. of PSUs on 16A CIRCUIT BREAKER	17 units (circuit breaker of type B) / 28 units (circuit breaker of type C) at 230VAC		
LEAKAGE CURRENT	0.25mA / 240VAC			
PROTECTION	OVERLOAD	Above 105% rated output power Protection type : Hiccup mode, recovers automatically after fault condition is removed		
	OVER VOLTAGE	13.8~ 16.2V	27.6~ 32.4V	41.4 ~ 48.6V
	OVER TEMPERATURE	Hiccup mode, recovers automatically after temperature goes down		
ENVIRONMENT	WORKING TEMP.	-30~ +70°C (Refer to "Derating Curve")		
	WORKING HUMIDITY	20 ~ 90% RH non-condensing		
	STORAGE TEMP., HUMIDITY	-40 ~ +80°C, 10 ~ 95% RH		
	TEMP. COEFFICIENT	±0.03%/°C (0 ~ 50°C)		
	VIBRATION	10 ~ 500Hz, 2G 10min./1cycle, period for 60min. each along X, Y, Z axes		
SAFETY & EMC (Note 4)	SAFETY STANDARDS	IEC/EN 62368-1, BIS IS15885(except for LPH-18-36), EAC TP TC 004, IP67 approved; design refer to UL1310 Class 2,CAN/CSA No. 223-M91		
	WITHSTAND VOLTAGE	I/P-O/P:3KVAC		
	ISOLATION RESISTANCE	I/P-O/P:>100M Ohms / 500VDC / 25°C / 70% RH		
	EMC EMISSION	Compliance to EN55032 (CISPR32) Class B, EN61000-3-2 Class A, EN61000-3-3, EAC TP TC 020		
	EMC IMMUNITY	Compliance to EN61000-4-2,3,4,5,6,8,11, EN55024, light industry level, criteria A, EAC TP TC 020		
OTHERS	MTBF	1200.6K hrs min. MIL-HDBK-217F (25°C)		
	DIMENSION	140*30*22(L*W*H)		
	PACKING	0.175Kg; 70pcs/13.3Kgs/0.71CUFT		
NOTE	<ol style="list-style-type: none"> 1. All parameters NOT specially mentioned are measured at 230VAC input, rated load and 25°C of ambient temperature. 2. Ripple & noise are measured at 20MHz of bandwidth by using a 12" twisted pair-wire terminated with a 0.1uf & 47uf parallel capacitor. 3. Tolerance : includes set up tolerance, line regulation and load regulation. 4. The power supply is considered as a component that will be operated in combination with final equipment. Since EMC performance will be affected by the complete installation, the final equipment manufacturers must re-qualify EMC Directive on the complete installation again. 5. Suitable for indoor use or outdoor use without direct sunlight exposure. 6. This product is not intended for LED applications in the EU.(In the EU NPF/LPF/XLG series are recommended.) 7. To fulfill requirements of latest ErP regulation for lighting luminaires, this LED Driver can only be used behind a switch without permanently connected to mains. <p>※ Product Liability Disclaimer : For detailed information, please refer to https://www.meanwell.com/serviceDisclaimer.aspx</p>			

Mechanical Specification

Unit:mm



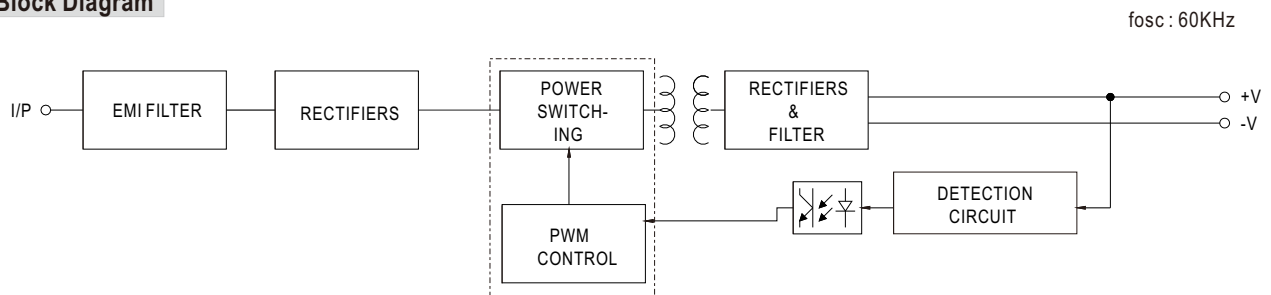
※ T case: Max. Case Temperature



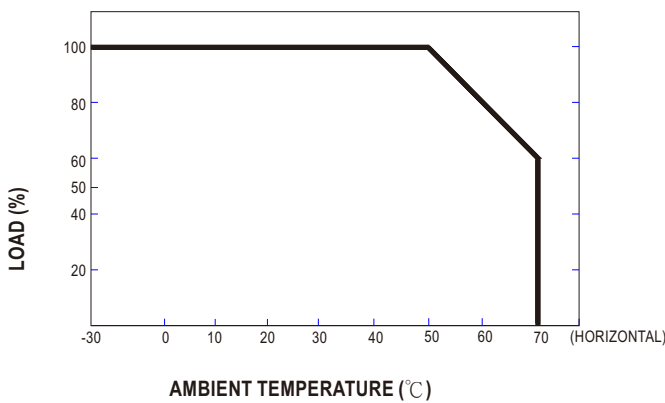
Recommend Mounting Direction



Block Diagram



Derating Curve



Static Characteristics

