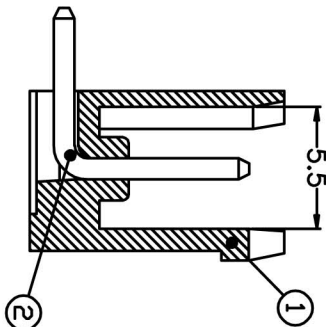
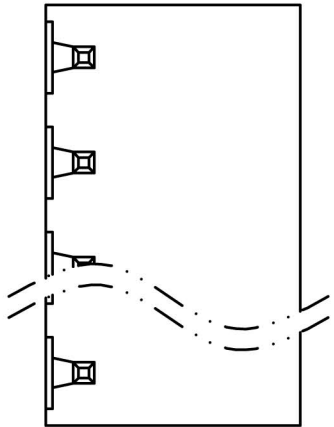
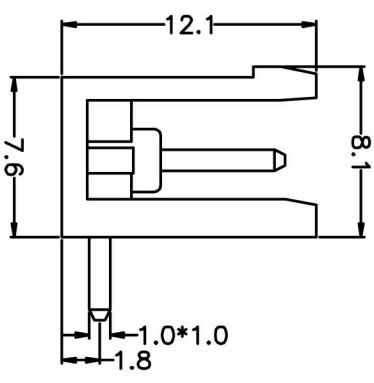
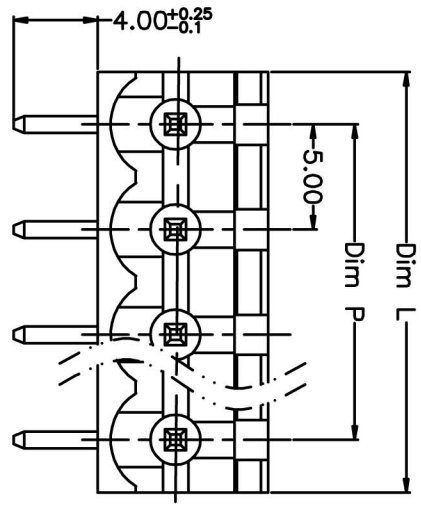


REV.	DESCRIPTION	DATE	DRAWN	APPROVED
A1	DWG.REL	2016/10/7	FANG	YANG

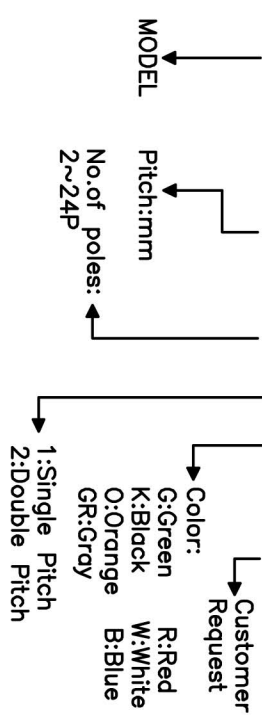


- Material
 - ØHousing : PA66, UL94V-0
 - ØPin header : Brass, Tin plated
- Electrical

UL	IEC
Rated voltage : 300V	320V
Rated current : 15A	20A
- Insulation resistance: 500MΩ/DC500V
- Withstanding Voltage : AC2000V/1min
- Mechanical
 - Operating temperature: -40°C ~ +105°C
 - Soldering temperature: 250°C ± 5 / 5sec

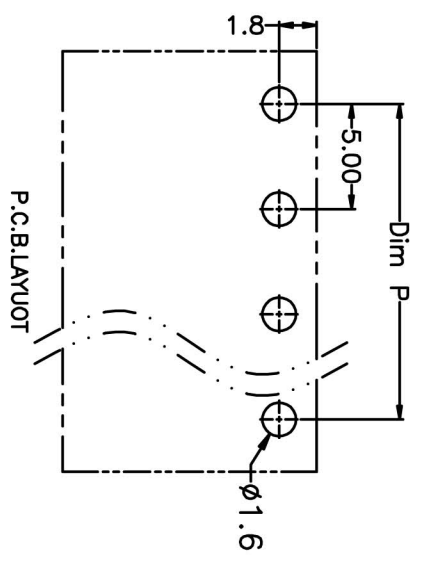
HOW TO ORDER

KF2EDGR-X-5.0-XXP-1 X-XXXXX



N=Number of Poles
Dim P=(N-1)x5.00
Dim L=Nx5.00

Poles	Dim P	Dim L
2-6P	±0.10	±0.15
7-12P	±0.20	±0.20
13-18P	±0.25	±0.30
19-24P	±0.30	±0.40



GENERAL TOLERANCE		ANGLE TOLERANCE		PROJECTION		TITLE	
X.	±0.5	X.	±5°	mm	mm	KF2EDGR-X-5.0-XXP	
X	±0.3	X'	±3'	A4	A4	SERIES	KF2EDGR-X
.XX	±0.1	.XX'	±1'	SHEET SIZE		UNITS	
DRAWING TYPE		CUSTOMER		SCALE		SHEET	
1:1		1 OF 1		1:1		1 OF 1	
DRAWING NO.		XP0012016-xxxx		DRAWING NO.		XP0012016-xxxx	